



Layout diagram leXsolar-PV Large  
 Item-No.1103  
 Bestückungsplan leXsolar-PV Large  
 Art.-Nr.1103




- 1** 1100-24 Gear motor module  
1100-24 Getriebemotormodul
- 2** 1100-20 Lighting module  
1100-20 Beleuchtungsmodul
- 3** 1100-19 leXsolar-Base unit Large  
1100-19 leXsolar-Grundeinheit groß
- 4** 1100-02 Solar module 0.5 V, 840 mA  
1100-02 Solarmodul 0.5 V, 840 mA
- 5** 1100-07 Solar module 1.5 V, 280 mA  
1100-07 Solarmodul 1.5 V, 280 mA
- 6** 3x1100-01 Solar module 0.5 V, 420 mA  
3x1100-01 Solarmodul 0.5 V, 420 mA
- 7** 1100-30 Color filters  
1100-30 Satz Farbfilter
- 8** 1100-23 Potentiometer module  
1100-23 Potentiometermodul
- 9** 1100-29 Solar cell cover set (4 pieces)  
1100-29 Satz Abdeckungen f. Solarzelle

Version number  
 Versionsnummer

III-01.24\_L3-03-129\_19.05.2016

Layout diagram leXsolar-PV Large  
 Item-No.1103  
 Bestückungsplan leXsolar-PV Large  
 Art.-Nr.1103



- 10** 1100-27 Motor module without gear  
1100-27 Motormodul ohne Getriebe
- 11** 1100-25 Buzzer module  
1100-25 Hupenmodul
- 12** 1400-07 Capacitor module 220 mF, 2.5V  
1400-07 Kondensatormodul 220 mF, 2.5V

- 13** 1100-28 Color discs - Set 1  
1100-28 Farbscheiben-Set I
- 14** 1100-22 Resistor module  
1100-22 Widerstandsmodul
- 15** 1100-21 Diode module  
1100-21 Diodenmodul